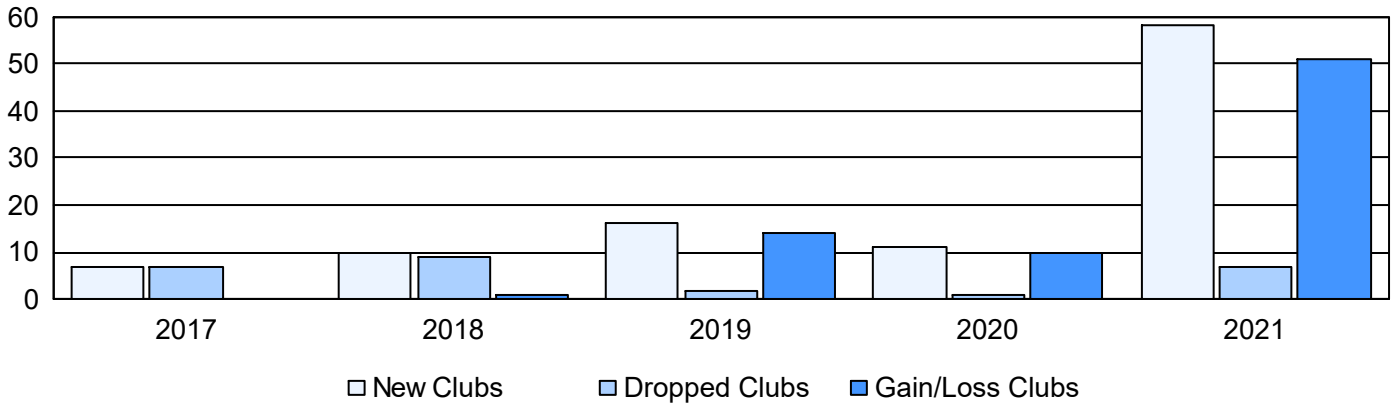
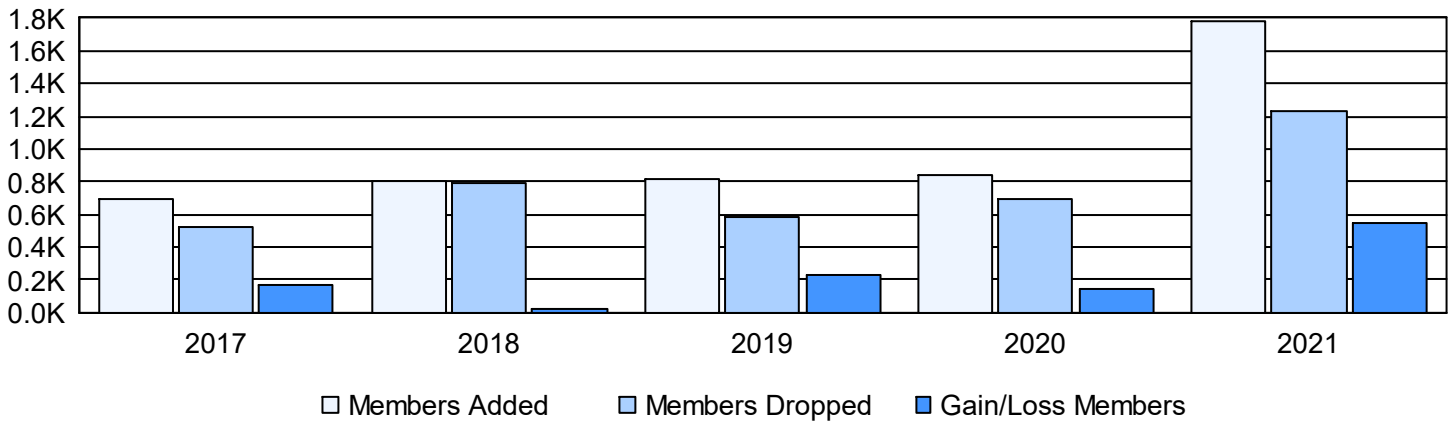


Year	New Clubs	Dropped Clubs	Gain/ Loss Clubs	New Members	Charter Members	Reinstate Members	Transfer Members	Total Member Added	Total Members Dropped	Gain/ Loss Members
2016-2017	7	7	0	522	161	7	2	692	518	174
2017-2018	10	9	1	490	244	64	9	807	787	20
2018-2019	16	2	14	248	484	64	20	816	582	234
2019-2020	11	1	10	287	510	15	27	839	690	149
2020-2021	58	7	51	418	1,342	15	3	1,778	1,228	550
<b>Average</b>	<b>20</b>	<b>5</b>	<b>15</b>	<b>393</b>	<b>548</b>	<b>33</b>	<b>12</b>	<b>986</b>	<b>761</b>	<b>225</b>

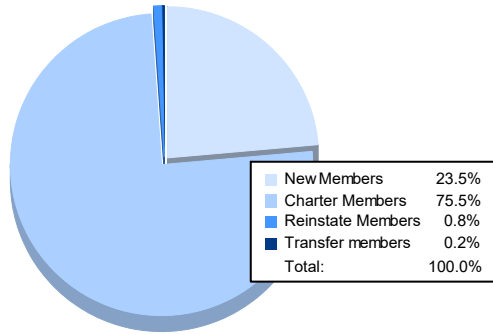
### Clubs



### Members



### Membership Composition June 2021 Cumulative



### Gender Composition June 2021 Cumulative

